



Anzen India Energy Yield Plus Trust

Annual Presentation

FY2024

This presentation ("Presentation") is prepared and issued by Edelweiss Real Assets Managers Limited (the "Investment Manager") on behalf of and in its capacity as the investment manager to Anzen India Energy Yield Plus Trust ("Anzen InvIT" or "InvIT") for general information purposes only, without any regards to specific investment objectives, financial situations or needs of any particular person and should not be construed as legal, tax, financial, investment or other advice. This Presentation is for potential investors and/or existing investors (each a "Recipient"). This Presentation is not a prospectus, a statement in lieu of a prospectus, an offering circular, an offering memorandum, an advertisement, an offer or an offer document under the Companies Act, 2013, the Securities and Exchange Board of India (Infrastructure Investment Trusts) Regulations, 2014, as amended, or any other applicable law in India. Further, the Presentation has been prepared basis the assumptions and qualifications listed therein, and the Presentation is limited by such assumptions and qualifications. A Recipient may have different objectives, different tolerances for risk, different expectations as to return, and different views as to materiality. A Recipient should not assume that the Presentation covers all issues which may be relevant to such Recipient or, with respect to the issues actually covered, with a level of depth or accuracy appropriate to such Recipient. This Presentation does not constitute or form part of and should not be construed as, directly or indirectly, any offer or invitation or inducement to sell or issue or an offer, or any solicitation of any offer, to purchase or sell any securities. This Presentation should not be considered as a recommendation that any person should subscribe for or purchase any securities or units of the InvIT and should not be used as a basis for any investment decision. Unless otherwise stated in this Presentation, the information contained herein is based on management information and estimates. The information contained in this Presentation is only current as of its date, unless specified otherwise, and has not been independently verified. The Investment Manager has no obligation to advise any Recipient on any matters which come to their knowledge on or after the date of the Presentation. This Presentation comprises information given in summary form and does not purport to be complete, and it cannot be guaranteed that such information is true and accurate. You must make your own assessment of the relevance, accuracy and adequacy of the information contained in this Presentation and must make such independent investigation as you may consider necessary or appropriate for such purpose. Moreover, the Investment Manager and any of the funds managed by it, its/their respective partners, members, directors, employees, officers, consultants, advisers, managers, representatives or agents (collectively, "Representatives") assume no liability, duty or obligation for any inaccurate, delayed or incomplete information or for any actions taken in reliance thereon and each Recipient agrees that it does not acquire any benefits in or rights as a result of any access to, use of, reliance on, distribution or discussion of the Presentation. The information in the Presentation has not been approved or disapproved by any governmental or other agency of any jurisdiction. Any representation by any person to the contrary may be a criminal offence. Further, past performance is not necessarily indicative of future results and there can be no assurance that the InvIT will achieve comparable results or meet targeted returns. Any opinions expressed in this Presentation, or the contents of this Presentation are subject to change without notice. The distribution of this Presentation in certain jurisdictions may be restricted by law and/or trigger registration requirements under the applicable laws of such jurisdiction. None of the information contained in this Presentation, nor any part of it shall form the basis of or be relied on in connection with any contract or purchase or subscription for any interest or securities of the InvIT. Accordingly, any persons in possession of this Presentation should inform themselves about and observe any such restrictions. Certain of the statements contained in the Presentation may be statements of future expectations and other forward-looking statements that are based on current views and assumptions and involve known and unknown risks and uncertainties that could cause actual results, performance or events to differ materially from those expressed or implied in such statements. In addition to statements which are forward looking by reason of context, the words 'may', 'will', 'should', 'expects', 'plans', 'intends', 'anticipates', 'believes', 'estimates', 'predicts', 'potential' or 'continue' and similar expressions identify forward-looking statements. Delivery of this Presentation does not imply that the information contained herein is correct as of any time subsequent to the date of this Presentation. The Presentation should not be taken out of context or in any way serve as a substitute for other enquiries and procedures that a Recipient would (or should) otherwise undertake. The Investment Manager retains all right, title and interest, including all intellectual property rights, in, and with respect to, the Presentation. Any disclosure of the Presentation to any Recipient or its representatives, shall not be construed as an assignment, grant, option, license or other transfer of any such right, title or interest whatsoever.

“


To become the most **trusted** and **valued**
investment platform,
enabling India's energy transition

”




Stable

- Focus on operating, revenue generating mature assets
- Creditworthy counter-parties
- Predictable & Visible Cash Flows



Sustainable

- Long Term Contracts
- Efficient Asset Management
- High Governance



Growth

- DPU Accretive Acquisitions
- Drive capital efficiency
- Capitalizing on India's energy transition

Rs 23 bn

AUM

Rs 9.8

FY24 DPU

Cumulative DPU#: Rs. 13.46

~28 years

Residual Contract Period

8.14%

Average Cost of Debt

AAA

Rating by Crisil, India Ratings

~28%

Net Debt/AUM

Key Unit and Debenture Holders

Larsen & Toubro

Axis Bank

RBL Bank

Azim Premji Trust

Federal Bank

Kotak Mahindra Bank

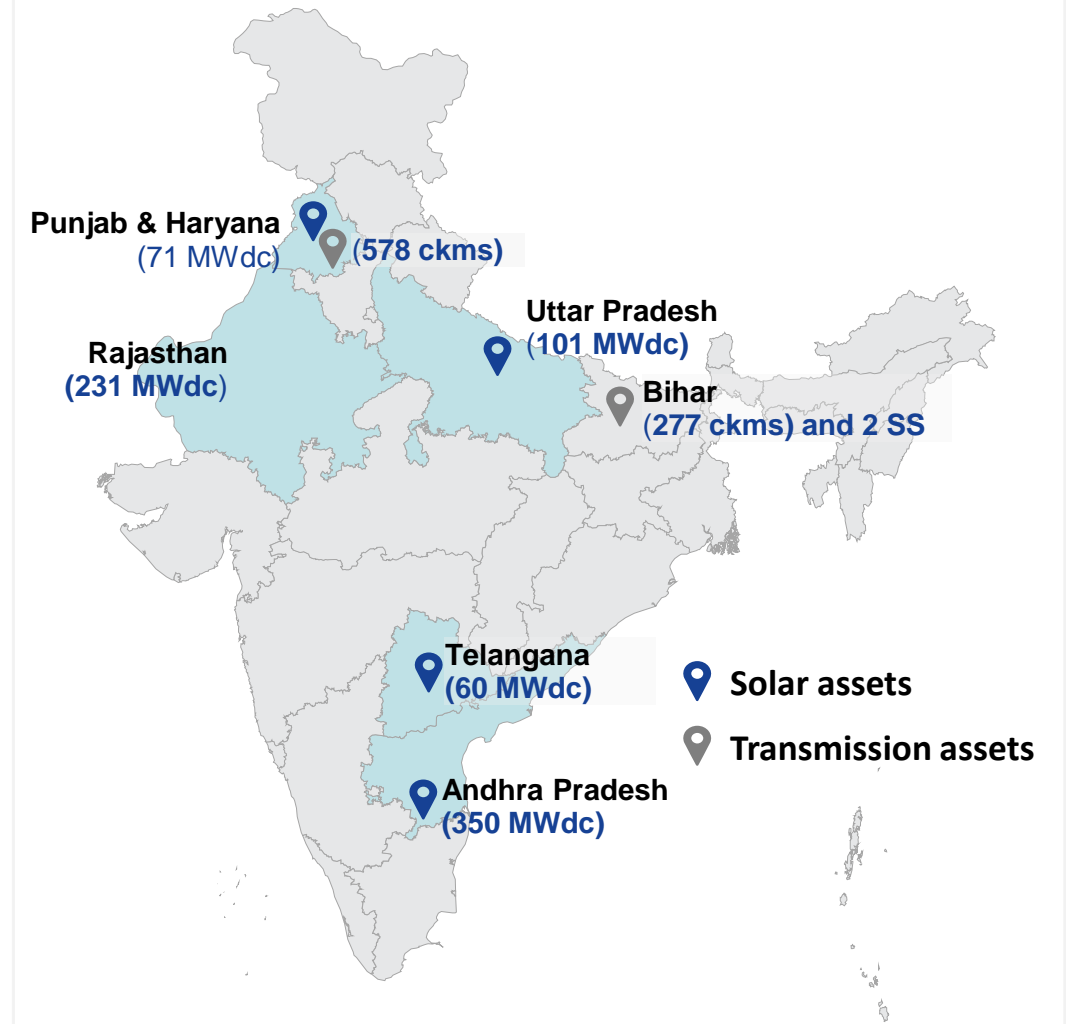
Transmission assets

- 2 ISTS transmission projects : ~855 ckms
- **1168 Towers and 2 substations (1400 MVA)**
- Build Own Operate Maintain basis – perpetual ownership
- Revenue linked to availability
- Transmission Service Agreement tenor of 35 years
- Operational track-record - ~7 years
- **100% Point of connection (PoC)** mechanism managed by PGCIL

ROFO Solar assets

- **12 Solar Assets** having cumulative ~813 MWp capacity
- Power Purchase Agreement tenor of 25 years
- Operational track-record: ~6 years
- **100% capacity tied up with PPAs** with Central and State Off-takers

Presence across 7 states in India





Revenue

Rs. 2,521 Mn



EBITDA

Rs. 2,229 Mn



Distribution

Rs.1,548 Mn

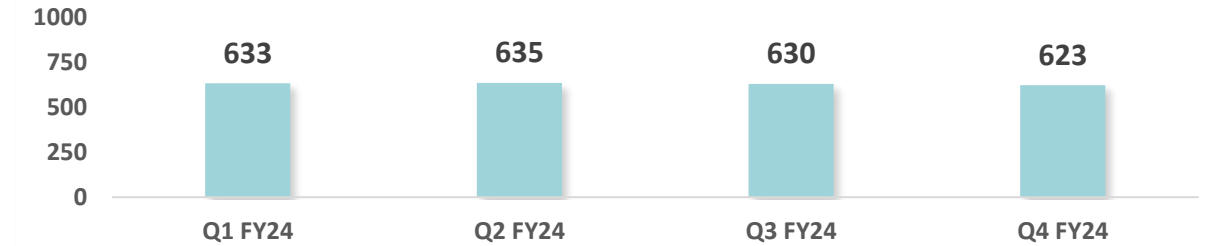


Net Debt

Rs. 6,425 Mn

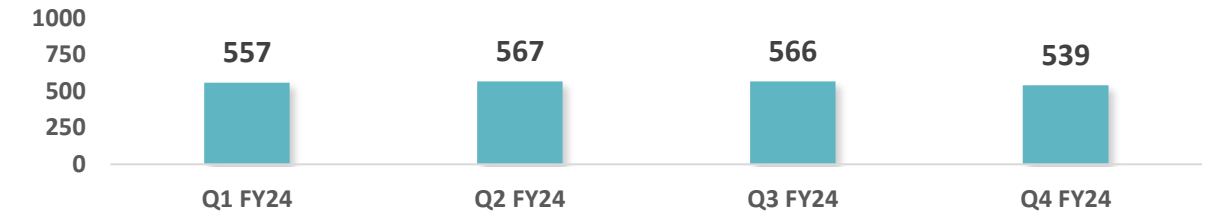
(In Rs. Mn)

Revenue



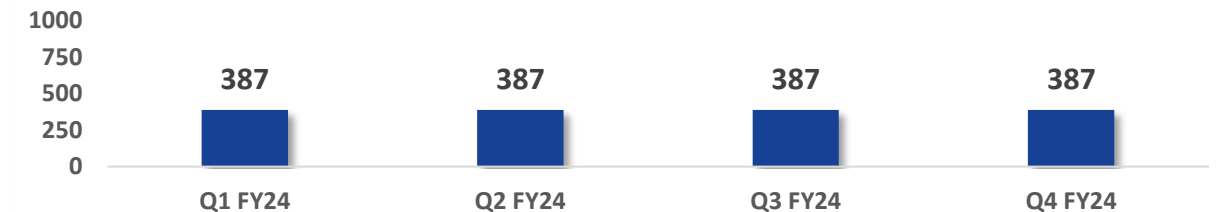
(In Rs. Mn)

EBITDA

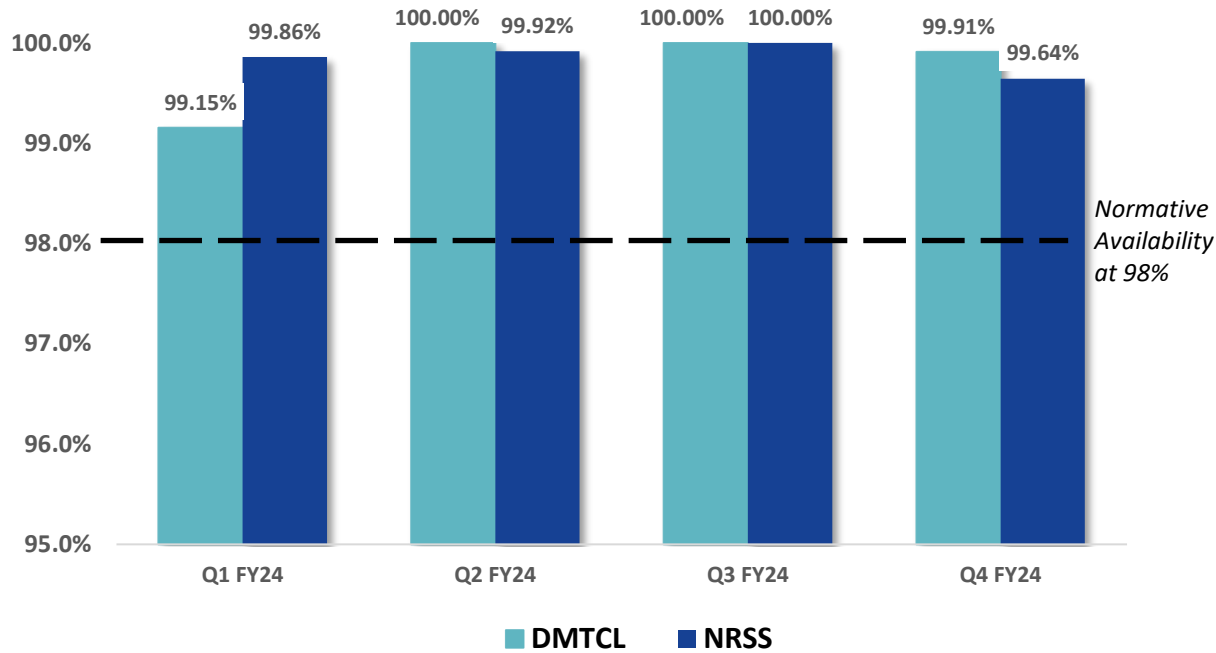


(In Rs. Mn)

Distribution

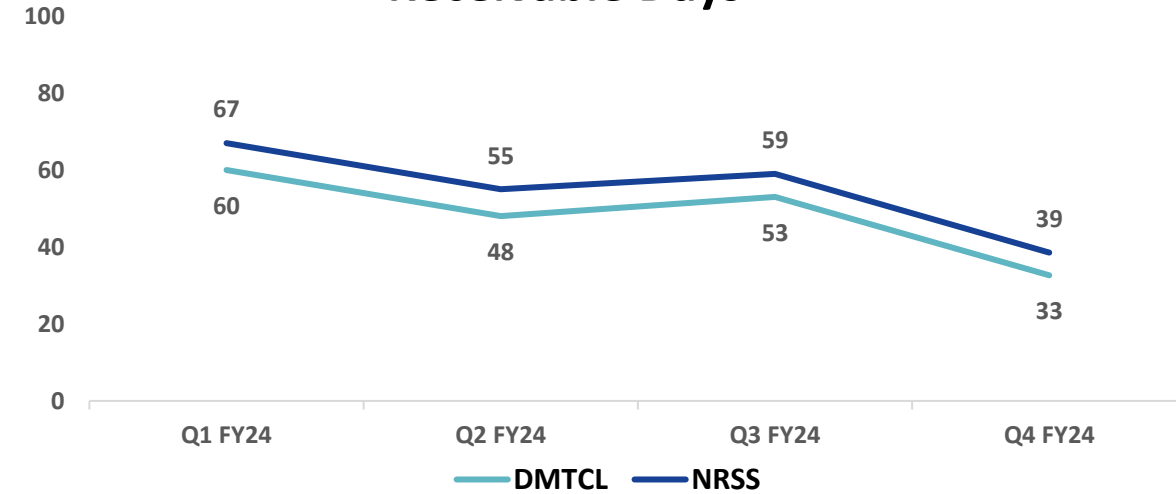


Availability



- Availability for FY2024 - DMTCL : 99.77%, NRSS : 99.86%
- Incentive income for FY24 is ~Rs. 82 Mn

Receivable Days*



Health, Safety & Environment (HSE) : FY24



Training

2076 man-hours



Fatal Incidents

Nil



Rainwater harvested

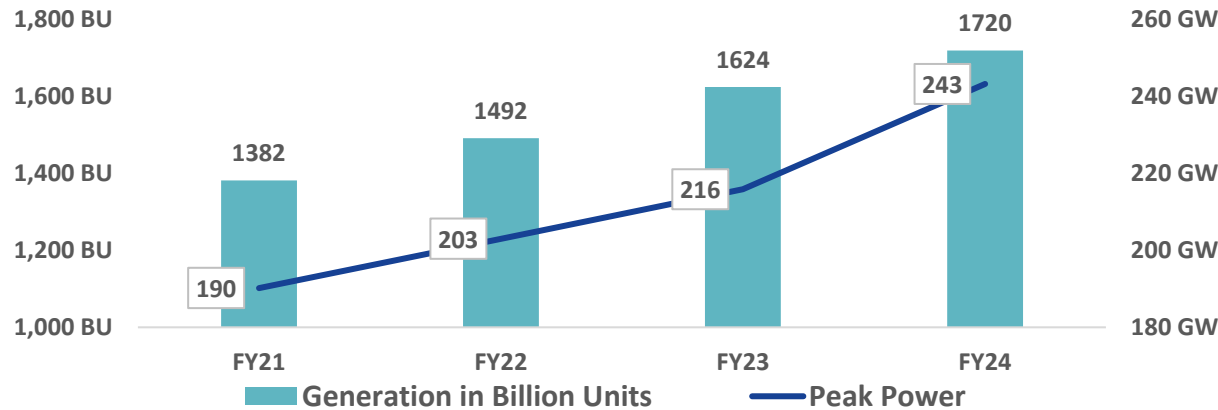
624 KL

* Excluding unbilled revenue

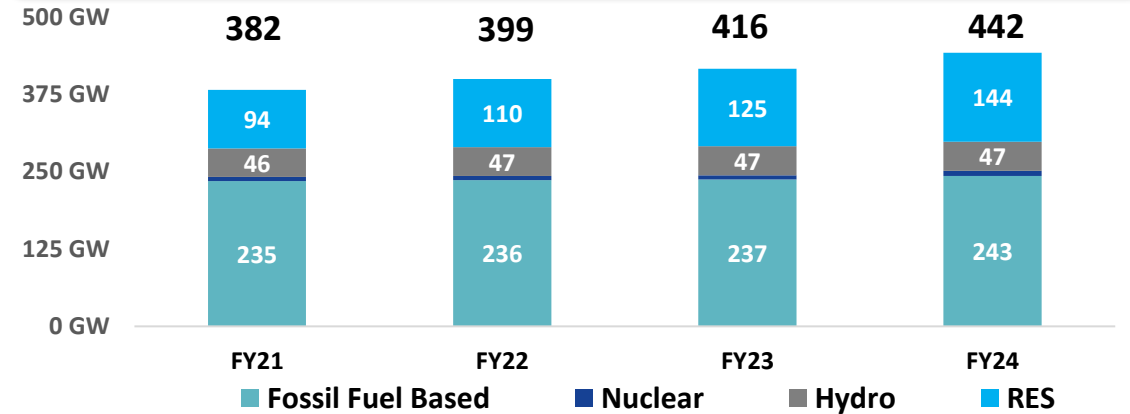
Period	Interest (Rs per Unit)	Repayment of Debt (Rs per Unit)	Other Income (Rs per Unit)	Total# (Rs per Unit)	Total Distribution (in Rs. Mn)	Record Date	Distribution Date
Q3 FY23*	0.72	0.44	0.08	1.24	195.9	February 21, 2023	February 27, 2023
Q4 FY23	2.35	0.04	0.03	2.42	382.4	June 2, 2023	June 7, 2023
Q1 FY24	2.44	-	0.01	2.45	387.1	August 22, 2023	August 25, 2023
Q2 FY24	2.37	-	0.08	2.45	387.1	November 10, 2023	November 15, 2023
Q3 FY24	2.41	-	0.04	2.45	387.1	February 17, 2024	February 21, 2024
Q4 FY24	2.40	0.02	0.03	2.45	387.1	June 1, 2024	June 05, 2024
Total	12.69	0.50	0.27	13.46	2,126.7		

* For the period from Nov 2022 to Dec 2022; All numbers rounded to 2 decimals

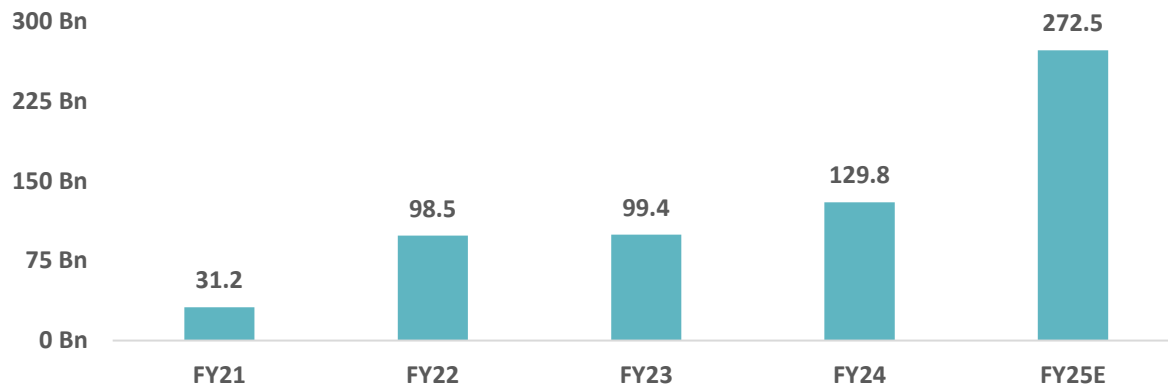
Increasing Energy Demand (bn units)



Expansion in Generation Capacity (GW)



Growth in TBCB Transmission Projects



Key Developments

- As per CEA, ISTS projects with **50,890 ckms** of transmission line and **4,33,575 MVA** of transformation capacity will be added, resulting in an **investment of ~Rs 2,215 Bn over FY24 to FY28** in transmission
- **22.8 GW** Utility Solar projects awarded in FY2024 with average tariff at Rs 2.64/unit (FY2023 : 3.25 GW at Rs 2.68/unit)
- Cumulative RE installed capacity **grew 14.8% YoY basis in FY2024**, with 22.5% increase in solar while wind power rose by 7.6%.



2022

British Safety Council

Merit Award

NSCI Safety Awards

Prashansa Patra



2023

British Safety Council

Distinction Award

Best in Region Award – East



2024

OHSSAI

Safety Award – Gold

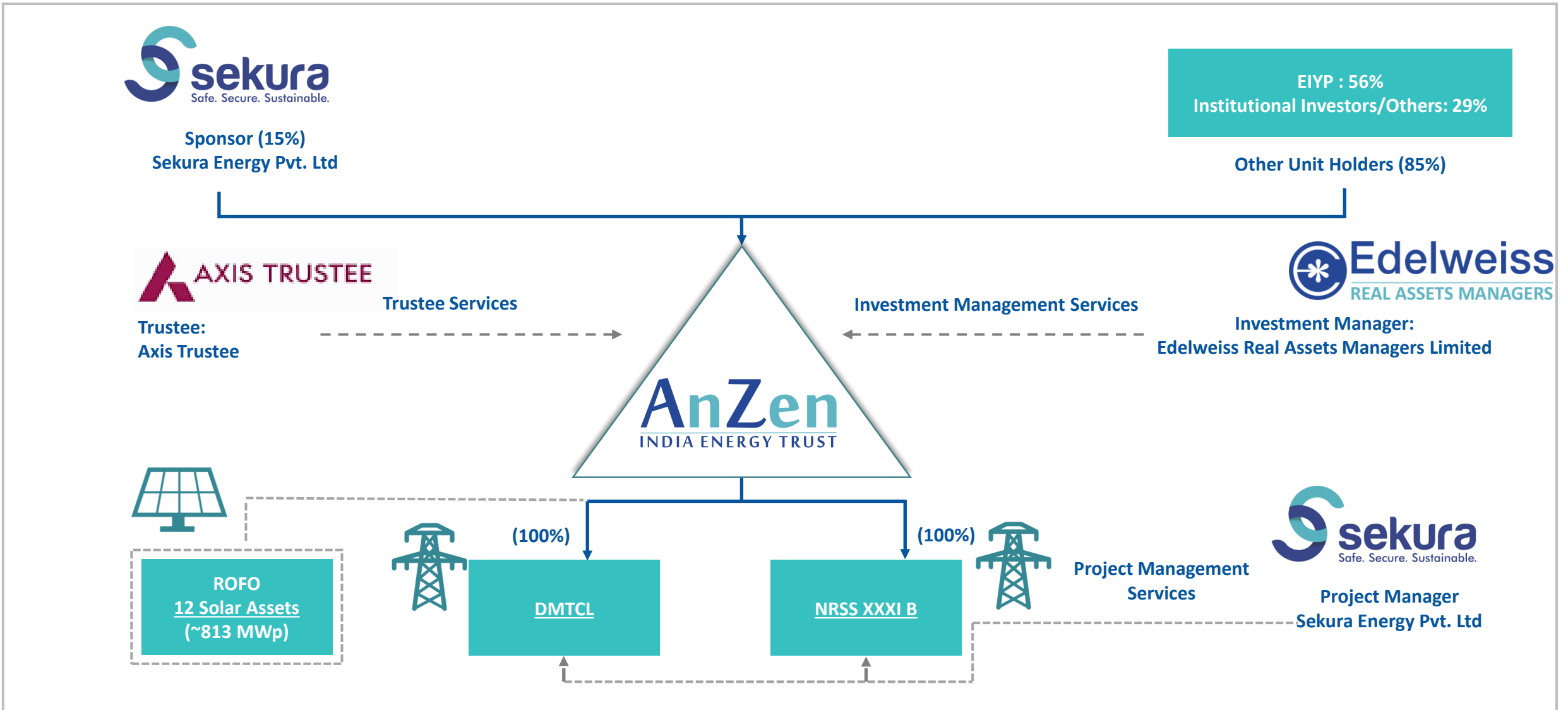
HSE&E Leadership Award

HSE&E Mentor Award



Annexures





Strong Leadership Team – Multidisciplinary Board

Mr. Venkat Ramaswamy
Non-Executive Director



- Founding member of Edelweiss Group, Vice-Chairman of Edelweiss Financial Services Limited and Head of Edelweiss ARC
- ~30 years of experience in financial markets
- MBA from the University of Pittsburgh

Mr. Sunil Mitra
Independent Director



- 35+ years career in office of Revenue & Finance Secretary, Gol
- Chaired committee in planning commission, Served as member of Technical Advisory Panel by Gol
- Non-official member of Eastern Regional Board

Mr. Shiva Kumar
Independent Director



- 40+ years of experience across public & private sector BFSI
- Ex-MD of SBBJ & President in Edelweiss Group
- BA from Patna University

Ms. Bala C Deshpande
Independent Director



- 32+ years of experience
- Founder Partner of Mega Delta Capital, Ex-director of ICICI Ventures, General Partner at NEA.
- MBA from Jamnalal Bajaj

Ms. Nupur Garg
Independent Director



- Founder of WinPE
- ID- Indigo Paints, Kerala Infrastructure Fund Management, SIDBI
- Independent member of the Investment Committee - Fund of Funds at NIFF, Dutch Good Growth Fund (DGGF)

Mr. Subahoo Chordia
Non-Executive Director



- 21+ years of experience in Infrastructure across Asset Management, M&A, Advisory, Equity, debt & project finance
- Founding Member of Edelweiss groups' Infrastructure Business
- Chartered Accountant

Ms. Ranjita Deo
CIO; Whole Time Director



- WTD of IM and CIO of Anzen Trust
- 20+ years of experience with Aditya Birla Group, IL&FS, Times Group & Crisil
- Masters in Management Studies from University of Mumbai & CFA


Multi-disciplinary Board- 4 out of 7 being Independent Directors

Particulars	DMTCL	NRSS
Entity Name	Darbhanga-Motihari Transmission Company Limited	NRSS XXXI (B) Transmission Limited
Location	Bihar	Punjab & Haryana
Circuit kms	~277	~578
Collection mechanism & counter party	<ul style="list-style-type: none"> PGCIL Pooling mechanism LTTC – Bihar State Power Transmission Company Limited & 7 other customers 	<ul style="list-style-type: none"> PGCIL Pooling mechanism LTTC – UP Power Corporation Limited & 22 other customers
Full COD	August 10, 2017	March 27, 2017
TSA expiry date	August 2052	March 2052
Remaining tenor of TSA[#]	~28.4 years	~28.0 years
Revenue from operations in FY2024 (Rs Mn)	1,410.7	1015.7

Project Company	Tender Policy#	DC Power (MWdc)	AC Power (MWac)	State	Tariff (Rs/kWh)	COD	PPA term (yrs)	Residual term (yrs)*
Solairepro Urja Pvt. Ltd	NTPC	280.0 70.0	200.0 50.0	AP	3.15	2 June 2019 9 Mar 2020	25	~20.3
Enviro Solaire Pvt. Ltd	SECI	101.0	75.0	UP	4.43	10 Apr 2018	25	~19.0
Solaire Surya Urja Pvt. Ltd	NTPC	190.0	140.0	Rajasthan	4.35	8 Sep 2017	25	~18.4
Ujjvalatejas Solaire Urja Pvt. Ltd	TSNPDCCL	24.0	19.5	Telangana	6.79	13 Nov 2016	25	~17.6
Suprasanna Solaire Energy Pvt. Ltd	TSSPDCL	24.0	19.5	Telangana	6.59	31 Dec 2016	25	~17.8
Nirjara Solaire Urja Pvt. Ltd	TSSPDCL	12.0	9.8	Telangana	6.89	25 June 2016	25	~17.2
Solaire Urja Pvt. Ltd	PSPCL	25.0	20.3	Punjab	6.88	09 Apr 2016	25	~17.0
Solaire Power Pvt. Ltd	PSPCL	25.0	20.3	Punjab	6.88	19 Feb 2016	25	~16.9
Solaire Direct Projects India Pvt. Ltd	PSPCL	21.0	15.8	Punjab	7.99	15 Mar 2015	25	~16.0
Suryaoday Solaire Prakash Pvt. Ltd	SECI	12.6	10.5	Rajasthan	5.45	28 Apr 2015	25	~16.1
Northern Solaire Prakash Pvt. Ltd	SECI	23.0	20.3	Rajasthan	5.45	07 May 2015	25	~16.1
Pokaran Solaire Direct Pvt. Ltd	NVVN	5.6	4.8	Rajasthan	7.49	26 Feb 2013	25	~13.9
Total		813.2	605.8					

*Residual term of the PPA as on March 31, 2024

DPU	Distribution per Unit
AUM	Asset Under Management
ISTS	Inter State Transmission System
TBCB	Tariff Based Competitive Bidding
EIYP	Edelweiss Infrastructure Yield Plus Fund
NRSS XXXI B	NRSS XXXI (B) Transmission Limited
DMTCL	Darbhangha-Motihari Transmission Company Limited
HSE	Health, Safety, Environment & Excellence
OHSSAI	Occupational Health, Safety, Sustainability And Industrial Hygiene
LTTC	Long Term Transmission Customers
NTPC	National Thermal Power Corporation
SECI	Solar Energy Corporation of India
TSNPDCL	Northern Power Distribution Company of Telangana Limited
TSSPDCL	Southern Power Distribution Company of Telangana
PSPCL	Punjab State Power Corporation Limited
NVVN	NTPC Vidyut Vyapar Nigam Limited,



AnZen
INDIA ENERGY TRUST

**Thank
You**