

ERAML/ANZEN/2024-25/60

January 6, 2025

BSE Limited P J Towers, Dalal Street, Fort, Mumbai - 400 001 Scrip Code: 543655, 974399, 974400	National Stock Exchange of India Limited Exchange Plaza, Bandra Kurla Complex, Bandra (E), Mumbai - 400 051 Symbol: ANZEN
-------------------------------------------------------------------------------------------------------------------------------	---------------------------------------------------------------------------------------------------------------------------------------------------------

Dear Sir/Madam,

Sub: Roadshow Investor Presentation

Pursuant to Regulation 23 of the Securities and Exchange Board of India (Infrastructure Investment Trusts) Regulations, 2014 and other applicable laws and regulations, the Roadshow Investor Presentation is enclosed herewith. Please note that the presentation would be shared with investors /potential investors by Anzen India Energy Yield Plus Trust as part of the ordinary course of business.

Request you to take the same on record.


Thanking you,

For ANZEN INDIA ENERGY YIELD PLUS TRUST
(acting through its Investment Manager EAAA Real Assets Managers Limited)

JALPA PAREKH
COMPANY SECRETARY & COMPLIANCE OFFICER
ACS 44507

CC:

Axis Trustee Services Limited Axis House, Bombay Dyeing Mills Compound Pandurang Budhkar Marg, Worli, Mumbai - 400 025	Catalyst Trusteeship Limited Windsor, 6th Floor, Office No - 604, C.S.T. Road, Kalina, Santacruz (East), Mumbai - 400 098
----------------------------------------------------------------------------------------------------------------------------------------	-------------------------------------------------------------------------------------------------------------------------------------------



Anzen India Energy Yield Plus Trust

Presentation

This presentation ("Presentation") is prepared and issued by EAAA Real Assets Managers Limited (the "Investment Manager") on behalf of and in its capacity as the investment manager to Anzen India Energy Yield Plus Trust ("Anzen InvIT" or "InvIT") for general information purposes only, without any regards to specific investment objectives, financial situations or needs of any particular person and should not be construed as legal, tax, financial, investment or other advice. This Presentation is for potential investors and/or existing investors of the Anzen InvIT (each a "Recipient"). This Presentation is not a prospectus, a statement in lieu of a prospectus, an offering circular, an offering memorandum, an advertisement, an offer or an offer document under the Companies Act, 2013, the Securities and Exchange Board of India (Infrastructure Investment Trusts) Regulations, 2014, as amended, or any other applicable law in India. Any issuance of security of the InvIT will be made pursuant to a separate and distinct issuing documentation. Any decision to purchase securities in context of an issuance of securities, if any, should be made solely on the basis of information contained in the issuing documentation published in relation to such issue. Further, the Presentation has been prepared basis the assumptions and qualifications listed therein, and the Presentation is limited by such assumptions and qualifications. A Recipient may have different objectives, different tolerances for risk, different expectations as to return, and different views as to materiality. A Recipient should not assume that the Presentation covers all issues which may be relevant to such Recipient or, with respect to the issues actually covered, with a level of depth or accuracy appropriate to such Recipient. The contents of this Presentation are strictly confidential. By viewing or accessing the Presentation, you acknowledge and agree that (i) the information contained herein is strictly confidential and (ii) the information is intended for the Recipient only and, except with the prior written consent of the Trust, Motilal Oswal Investment Advisors Limited and Ambit Private Limited (the "Book Running Lead Managers" or "BRLMs"), (a) the information shall not be disclosed, reproduced or distributed in any way to anyone else and (b) no part of these materials may be retained and taken away following this Presentation and the participants must return this Presentation and all other materials provided in connection herewith to the Trust at the completion of the Presentation. This Presentation does not constitute or form part of and should not be construed as, directly or indirectly, any offer or invitation or inducement to sell or issue or an offer, or any solicitation of any offer, to purchase or sell any securities. This Presentation should not be considered as a recommendation that any person should subscribe for or purchase any securities or units of the InvIT and should not be used as a basis for any investment decision. Unless otherwise stated in this Presentation, the information contained herein is based on management information and estimates. The information contained in this Presentation is only current as of its date, unless specified otherwise, and has not been independently verified. The Investment Manager has no obligation to advise any Recipient on any matters which come to their knowledge on or after the date of the Presentation. This Presentation comprises information given in summary form and does not purport to be complete, and it cannot be guaranteed that such information is true and accurate. You must make your own assessment of the relevance, accuracy and adequacy of the information contained in this Presentation and must make such independent investigation as you may consider necessary or appropriate for such purpose. Moreover, the Investment Manager and any of the funds managed by it, its/their respective partners, members, directors, employees, officers, consultants, advisers, managers, representatives or agents (collectively, "Representatives") assume no liability, duty or obligation for any inaccurate, delayed or incomplete information or for any actions taken in reliance thereon and each Recipient agrees that it does not acquire any benefits in or rights as a result of any access to, use of, reliance on, distribution or discussion of the Presentation. The information in the Presentation has not been approved or disapproved by any governmental or other agency of any jurisdiction. Any representation by any person to the contrary may be a criminal offence. Further, past performance is not necessarily indicative of future results and there can be no assurance that the InvIT will achieve comparable results or meet targeted returns. Any opinions expressed in this Presentation, or the contents of this Presentation are subject to change without notice. The distribution of this Presentation in certain jurisdictions may be restricted by law and/or trigger registration requirements under the applicable laws of such jurisdiction. Accordingly, the Presentation is not intended for distribution or reproduction to, or use by, any person or entity in any jurisdiction or country where such distribution or use would be contrary to law or regulation. None of the information contained in this Presentation, nor any part of it shall form the basis of or be relied on in connection with any contract or purchase or subscription for any interest or securities of the InvIT. Accordingly, any persons in possession of this Presentation should inform themselves about and observe any such restrictions. Certain of the statements contained in the Presentation may be statements of future expectations and other forward-looking statements that are based on current views and assumptions and involve known and unknown risks and uncertainties that could cause actual results, performance or events to differ materially from those expressed or implied in such statements. In addition to statements which are forward looking by reason of context, the words 'may', 'will', 'should', 'expects', 'plans', 'intends', 'anticipates', 'believes', 'estimates', 'predicts', 'potential' or 'continue' and similar expressions identify forward-looking statements. The factors which may affect the results contemplated by the forward-looking statements could include, among others, future changes or developments in (i) the Portfolio Assets' or the Trust's business, (ii) the Portfolio Assets' or the Trust's regulatory and competitive environment, (iii) the energy infrastructure sector, and (iv) political, economic, legal and social conditions in India. Delivery of this Presentation does not imply that the information contained herein is correct as of any time subsequent to the date of this Presentation. The Presentation should not be taken out of context or in any way serve as a substitute for other enquiries and procedures that a Recipient would (or should) otherwise undertake. The Investment Manager retains all right, title and interest, including all intellectual property rights, in, and with respect to, the Presentation. Any disclosure of the Presentation to any Recipient or its representatives, shall not be construed as an assignment, grant, option, license or other transfer of any such right, title or interest whatsoever. Certain numbers in the Presentation have been subject to routine rounding off and accordingly, figures shown in the Presentation including the total in tables and diagrams may not be an arithmetic aggregation of the figures that precede them. This Presentation contains data sourced from and the views of independent third parties. In replicating such data in this document, none of the Trust and the BRLMs makes any representation, whether express or implied, as to the accuracy of such data. The replication of any third-party views in this document should not necessarily be treated as an indication that the Trust or the BRLMs agrees with or concurs with such views. By participating in this Presentation, attendees agree to be bound by the foregoing limitations. This Presentation does not constitute or form part of any offer to purchase, a solicitation of an offer to purchase, an offer to sell or an invitation or solicitation of an offer to sell, issue or subscribe for, securities in or into the United States or in any other jurisdiction. The securities have not been, and will not be, registered under the U.S. Securities Act of 1933, as amended (the "Securities Act"), or the securities laws of any state of the United States or any other jurisdiction and may not be offered or sold within the United States except pursuant to an exemption from, or in a transaction not subject to, the registration requirements of the Securities Act and any applicable state or local securities laws.

“

To become the most **trusted** and **valued**
investment platform,
enabling India's energy transition

”



Stable

- Focus on operating, revenue generating mature assets
- Creditworthy counter-parties
- Predictable & Visible Cash Flows



Sustainable

- Long Term Contracts
- Efficient Asset Management
- High Governance



Growth

- DPU Accretive Acquisitions
- Drive capital efficiency
- Capitalizing on India's energy transition

Anzen Overview

- Listed on NSE and BSE on November 16, 2022; with a focus on building a diversified energy market place with high quality portfolio, generating long term stable and sustainable yield & value accretive growth
- Managed by EAAA Real Assets Managers Limited (“ERAML”), part of the EAAA India Alternatives Limited, one of India’s leading Alternative Asset Managers, AUM of ~INR 572 bn²
- Mature operating asset portfolio of 2 transmission projects: Operating history ~7 years, Balance tenor ~28 years
- Strong leadership backed by multidisciplinary Board
- Backed by family offices and Institutional Investors like large corporates, endowment fund, provident fund
- Consistent distributions for 8 consecutive quarters aggregating to ~INR 2,900.9 million
- In process of acquisition of 1 solar project (Target Asset): ~420 MWp³
- Right of First Offer (“ROFO 1”) on 12 solar projects: ~813.2 MWp (Letter of Interest and Invitation to Offer for acquisition of 74% shareholding in ROFO 1 assets received)
- Right of First Offer (“ROFO 2”) on 1 transmission asset: ~980 ckt km

Key Highlights (FY24)

INR 23 bn
AUM

~INR 9.8
FY24 DPU
Cumulative DPU¹: INR 18.36



~28 Years
Residual Contractual Period
for Existing Portfolio Assets

8.14%
Weighted Average Cost of
Debt



AAA Rated
by Crisil, India Ratings

~27.41%
Net Debt / AUM

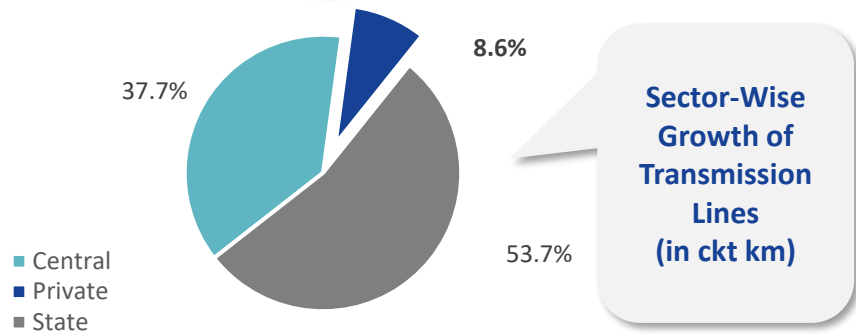
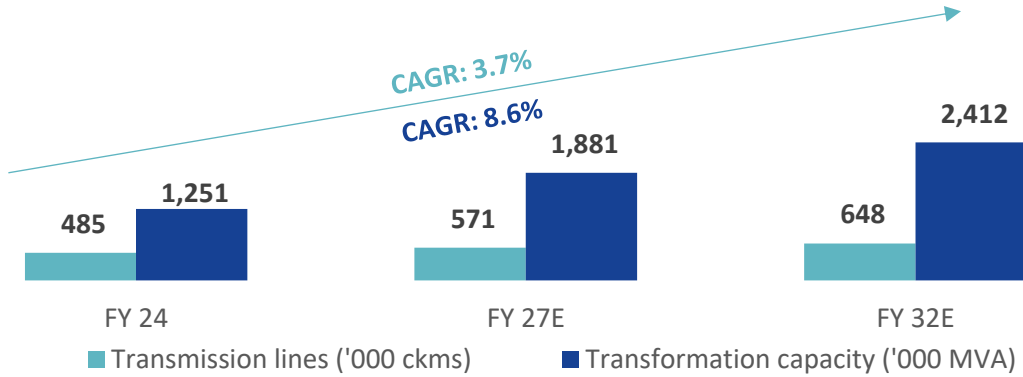
Anzen has a current base of acquired and ROFO assets across transmission and renewable sectors



- 1 Well-positioned to benefit from significant opportunities in the **growing energy sector** of India (primarily transmission and renewable sectors)
- 2 Rare opportunity to invest in **diversified energy InvIT** with high-quality portfolio of transmission assets with proposed renewable acquisition (~420 MWp) and ROFO on renewable (~813.2 MWp) and transmission assets (~980 ckt km)
- 3 **Strong financial position** with long term contracts and **minimal counterparty** risk leading to predictable cash flows
- 4 Poised for **sustainable growth**, having **substantial leverage capacity** to fund value-accretive ROFO / future growth acquisitions
- 5 **Established in-house** asset management **capabilities** for portfolio assets
- 6 Robust corporate governance along with an **experienced management** and backed by one of India's leading **alternative asset managers, EAAA Alternatives**

1 Strong Tailwinds across Transmission...

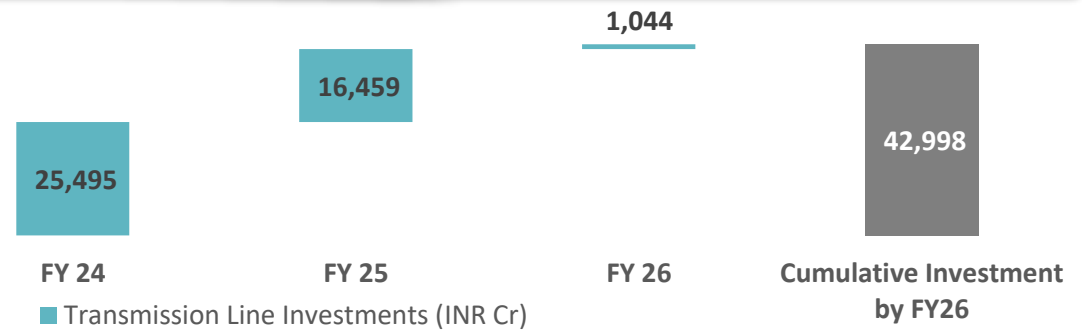
Transmission Capacity Investments To Remain Strong¹



- The Government of India has been promoting private sector participation in power transmission space with a view to rapidly enhance the power transmission capacity

Indian Transmission Sector Opportunity Landscape

Driven by higher investments in the Western Region of c. INR 19k cr



Major drivers for Power Transmission Infrastructure in India

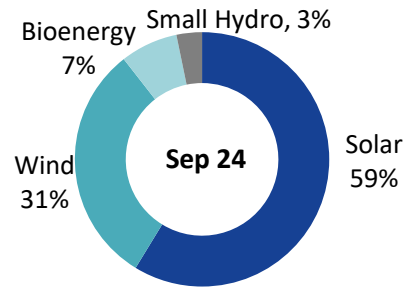
- India has set a target to achieve 500 GW of non-fossil fuel-based energy capacity by 2030
- Power transmission connecting large distances between generation plants and consumption centers is a key enabler of future transmission growth
- A shift towards a more electrified economy, including increased household electricity access, industrialization, and the growth of the electric vehicle (EV) market, necessitates expanded transmission capacity
- The government has formulated ambitious plans, such as the National Transmission Grid to link the regional grids and ensure seamless power flow across the country.

India's transmission sector is poised for significant growth due to a combination of factors including energy goals, technological advancements, and evolving regulatory frameworks

1 ...and Renewable Energy Sectors

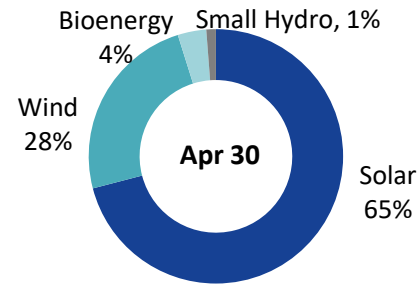
RE capacity expected to increase by 2.6x by FY2030

RE Installed Capacity in September 2024



Total: 154 GW

RE Installed Capacity in April 2030

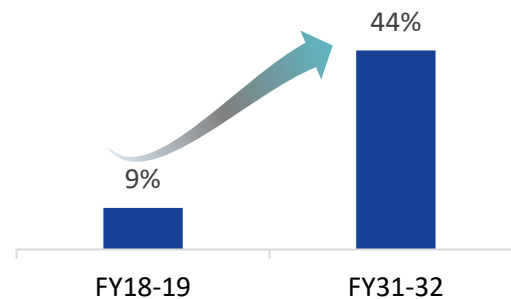


Total: ~407 GW

Build Up of Renewable Energy Capacity (in GW)¹

	April 24	April 30
Solar	91	270
Wind	47	117
Small Hydro	5	5
Bioenergy	11	15
Total	154	~407

Contribution of RES to Total Energy Demand by FY31



Investment requirement of over INR 27 Lakh Crores...

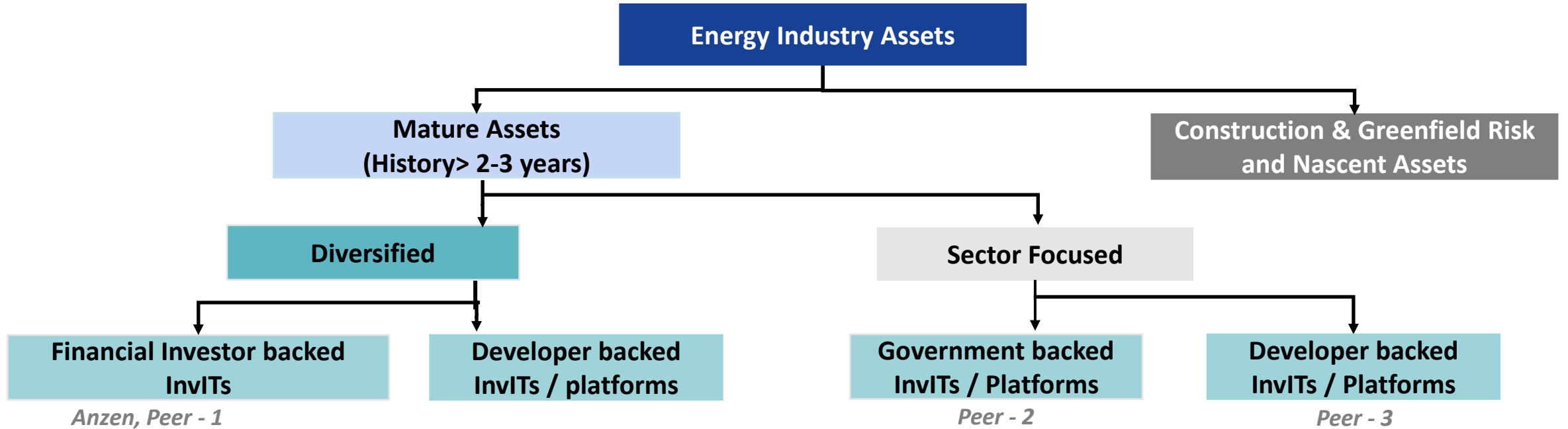
Renewables:	FY23-FY27 (INR Cr)	FY27-FY32 (INR Cr)
Solar	6,80,970	7,96,771
Wind	2,30,946	3,30,900
Hydro	66,148	1,29,777
Bio-mass	24,704	23,105
BESS	56,647	2,92,637
Others	56,062	1,04,310
Total	11,15,477	16,77,500

...driven by government measures promoting renewable energy

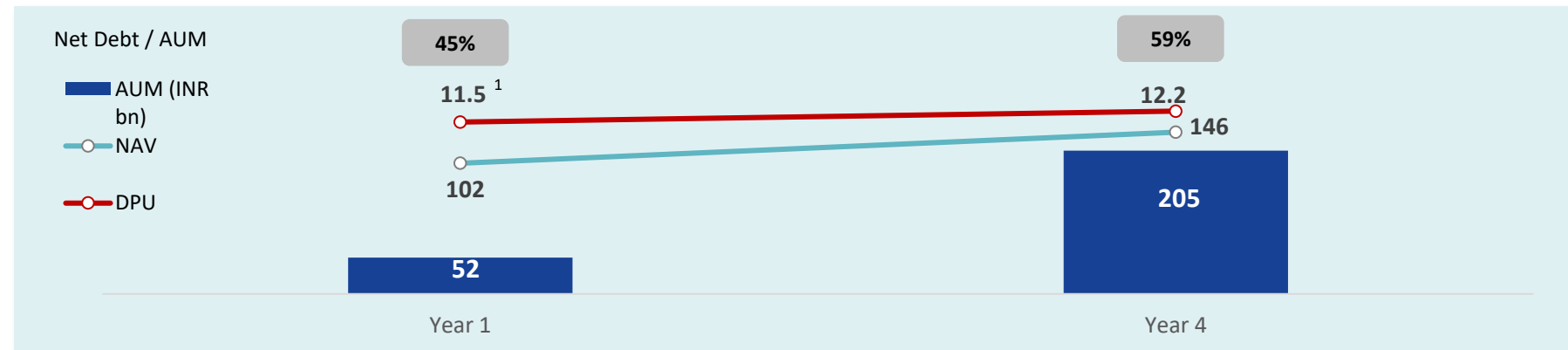
- 1 Nationally Determined Contribution for the Paris Agreement obligation - reduction of the emissions intensity of GDP by 45% below 2005 levels and raise the percentage of non-fossil fuels in total capacity to 50%
- 2 Cabinet approval for a Viability Gap Funding scheme for offshore wind energy projects, facilitating the installation and commissioning of 1 GW of offshore wind energy capacity along the coasts of Gujarat and Tamil Nadu
- 3 Announced Renewable Purchase Obligation trajectory until 2029-30, including separate RPO for Decentralized Renewable Energy

As investments continue to flow and technological advancements enhance efficiency, the renewable power sector is poised to play a pivotal role in India's economic growth and environmental sustainability

1 Industry Provides Significant Opportunity for Growth



Peer - 1 Performance
(in its initial years)²



Anzen is one of the few InvITs in the diversified energy assets backed by Financial Investor

2 Diversified Energy InvIT with Strong Portfolio

Transmission assets

- 2 ISTS projects : ~855 ckt km; 1168 Towers and 2 substations (1400 MVA)
- Counterparty: **100%** by Tier-I counterparty¹
- Operational track-record - ~7 years ; Residual TSA Life: ~28 years

Target Asset²

- 1 Solar Assets having ~420 MWp capacity
- Counterparty: **100%** by Tier-I counterparty¹
- Operational track-record - ~3 years; Residual PPA Life: ~22 years

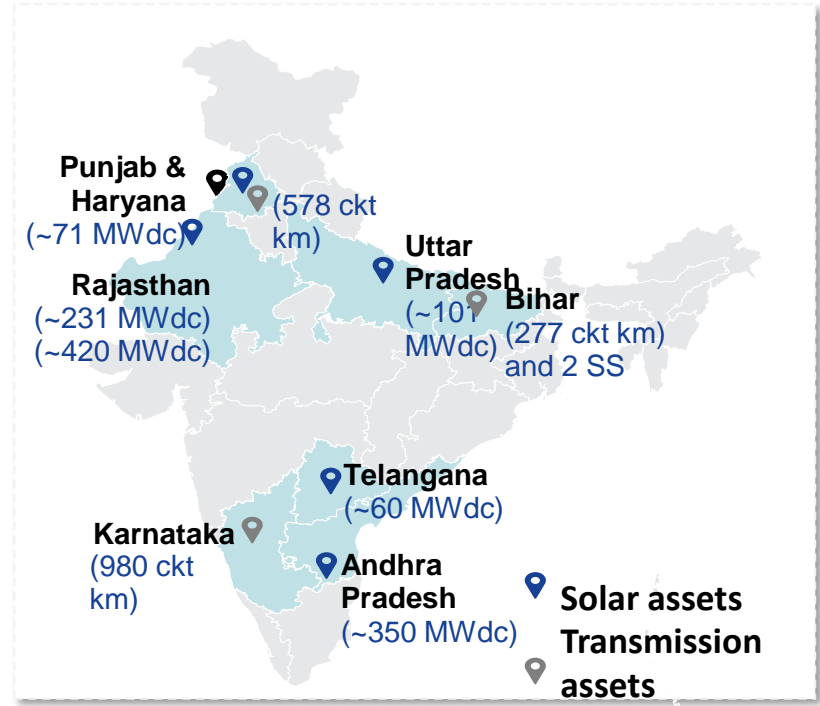
ROFO 1²

- 12 Solar Assets having cumulative ~813.2 MWp capacity
- Counterparty: ~75% by Tier-I counterparty¹
- Operational track-record³: ~7 years ; Residual PPA Life³: ~18 years

ROFO 2²

- 1 ISTS project : ~980 ckt km
- Counterparty: **100%** by Tier-I counterparty¹
- Operational track-record - ~8 years ; Residual TSA Life: ~27 years

Presence across 8 states in India



Key Financial Highlights FY 2024

INR 2,521 Mn Total Revenue	INR 2,229 Mn EBITDA
INR 6,425 Mn Net Debt	INR 1,548 Mn Distribution

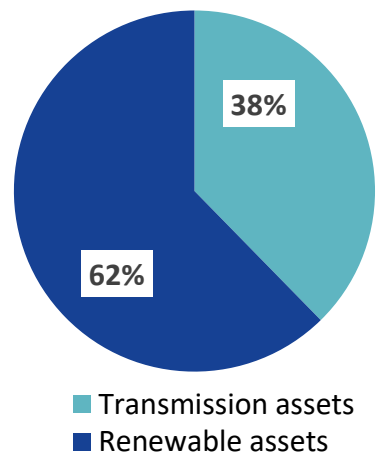
Poised for growth with 3 assets (after proposed transaction) and ROFO pipeline of 12 renewable assets + 1 transmission asset

Note: 1. Counterparty with credit rating of A+ and above ; 2. For more details on the assets, refer Annexure A; 3. Based on weighted average of revenue based on remaining contracted tenure of ROFO assets as at Sep 24

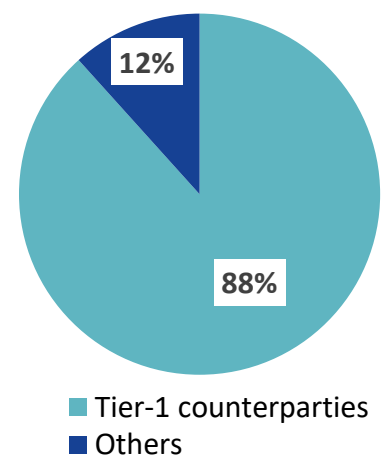
2 Diversified Energy InvIT: Long Life Assets Backed by Tier-I Counterparty

Parameter	Transmission Assets	Target Asset	ROFO 1	ROFO 2
Type of asset	Transmission asset (BOOM)	Solar renewable	12 Solar renewable assets	Transmission asset (BOOM)
Capacity	~855 ckt km and 2 Sub station	~420 MWp	~813.2 MWp	~980 ckt km
Operational Revenue (INR mn) (FY24)	2,434	1,827	5,321	1,886
Tier-I Counterparty ^{1,2}	100%	100%	~75%	100%
Contracted Residual Life	~28 years	~22 years	~18 years	~27 years
Operating Track Record	~7 years	~3 years	~7 years	~8 years

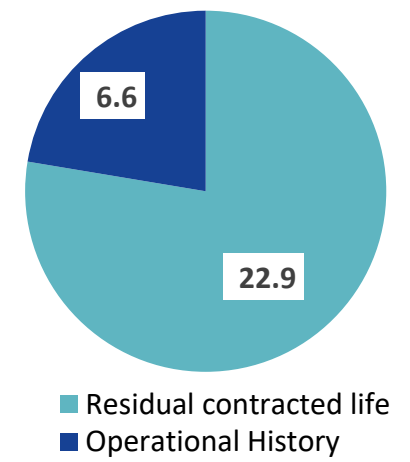
Diversified Assets ^{1,2}



Credit worthy counterparties ^{1,2}



Long residual life¹



Diversified assets contracted with credit worthy counterparties with long residual contracted life

1. Based on weighted average of revenue based on remaining contracted tenure of current and ROFO assets as at Sep 24; 2. Counterparty with credit rating of A+ and above

Stable cashflows

Low operating risk

Growth opportunity with Intrinsic terminal value

Timely realization of revenue leads to **stability in Cash flows** given ~88% contracts with Tier-I Counterparties

Portfolio assets are **operational projects** with established operating history **limiting O&M risk**

Platform currently has **low leverage** (~27.41% Net debt/AUM) providing substantial capacity to fund acquisitions

Solar & Transmission Projects have **fixed tariff** for entire contracted life leading to long term **revenue visibility**

Lower O&M cost for this segment of Infrastructure leading to comparatively **high EBITDA**

For transmission assets, **perpetual ownership** under BOOM model; for solar assets, **significant generation capacity** remains sustained after tariff contracted period

Stable

Sustainable

Growth

Long term contracts with predictable cash flows provides favorable returns with minimal risks

4 Unique Opportunity to Invest at an Early-Stage in a High-Growth InvIT...



Anzen is well poised to grow as an Energy InvIT

As an InvIT, Anzen can capitalize on extensive relationships across the energy industry for access to opportunities

Existing portfolio

- Operational portfolio of 2 transmission assets (~855 ckt kms and 2 sub stations) with creditworthy counterparty

Growth from planned acquisitions

- Proposed Acquisition of 1 Solar Asset having cumulative capacity of ~420 MWp for current fund raise

Visible growth from ROFO 1 & ROFO 2

- ROFO for 12 Solar Assets having aggregate generation capacity of ~813.2 MWp
- Additionally, ROFO for a transmission (~980 ckt km) asset

Independent platform – Open to all third party assets

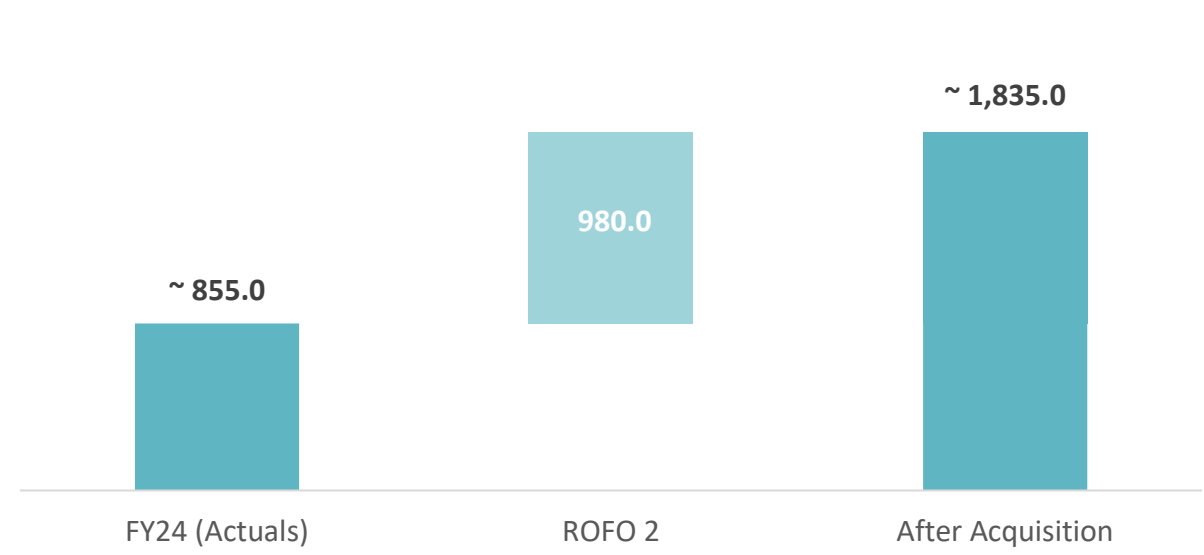
- Access EIYP's pipeline of renewable energy projects to gain a competitive advantage
- Strong potential asset pipeline driven by contracts / bids in transmission and renewables sector

4 ...With a Visible Pipeline of Value Accretive Growth

Transmission Assets

In ckt kms

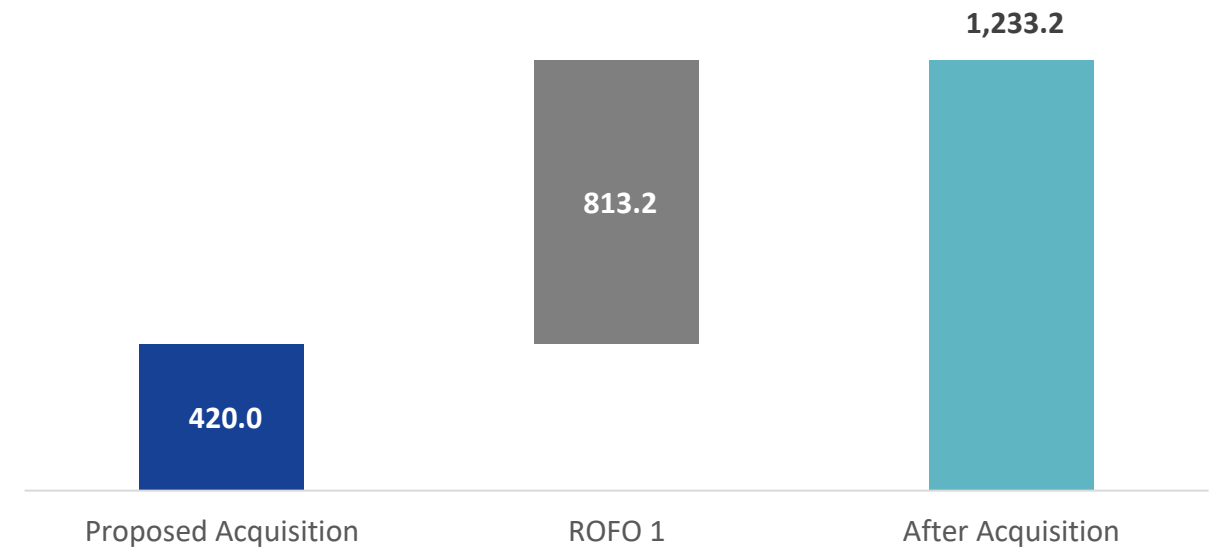
Growth from other third-party acquisitions will be over and above these projections



Renewable Assets

In MWp

Growth from other third-party acquisitions will be over and above these projections



Description

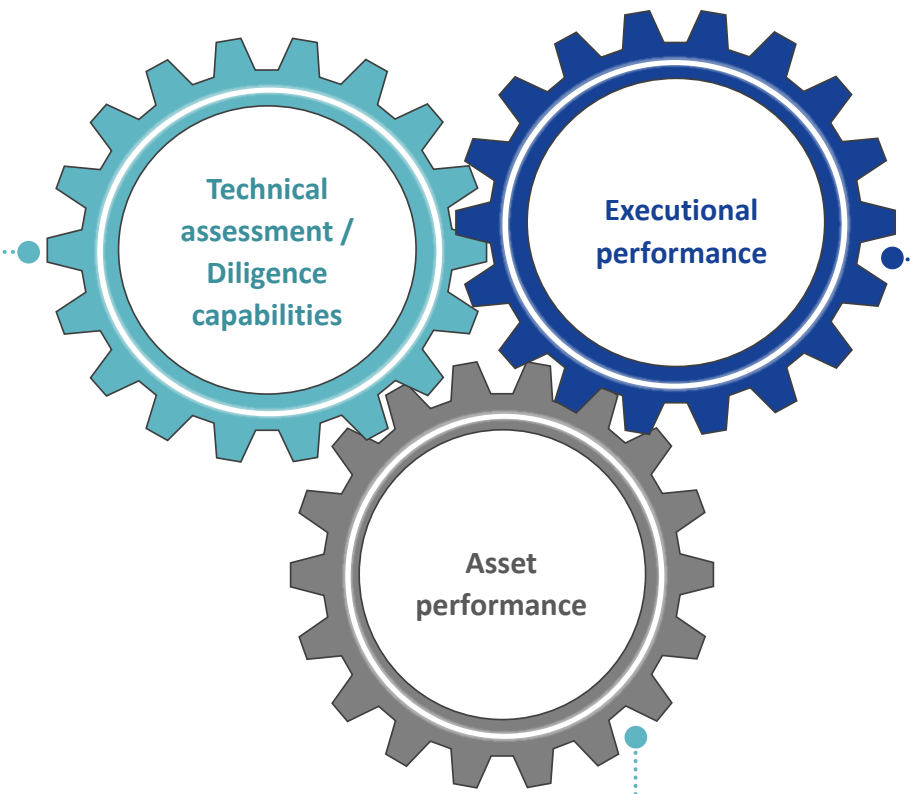
Proposed Acquisition - 1 Solar asset with a capacity of ~420 MWp

ROFO 1 - 12 Solar Assets having a cumulative capacity of ~813.2 MWp

ROFO 2 - Transitioning the ROFO 2 transmission asset (~980 ckt km) under the InvIT

5 Established Asset Management Strategy: Overview

- Experienced internal team and external advisors for undertaking technical assessments
- Usage of technology for the purpose of plant inspections
- Proficiency in integrating technical analysis with commercial decision making



- Track record of proficient executorial performance
- O&M practices with an experienced O&M team
- Use of tech-enabled tools enabling asset performance monitoring and ensuring faster corrective actions

- Active intervention in maintaining power evacuation infrastructure
- Certified facilities ensuring safety under Safety, Health & Environment (“SHE”) initiatives
- Demonstrated efforts to improve efficiency through automation and processes

5 Established Asset Management Strategy: Technology Led Key Initiatives

01

- Minimization of downtime
- Detailed tracking of preventive, corrective & predictive maintenance

- Centralized control room for regular monitoring
- Use of drones and remote monitoring of assets, use of infrared and spectral imagery

02

- Identification of underperforming assets
- Deployment of power line fault detectors
- Deeper understanding of equipment downtime

03

- Various processes automated through tools & applications
- Applications for O&M, DD, for seamless workflow / processes governance developed

04



Centralised Control Room for Proactive Asset Management

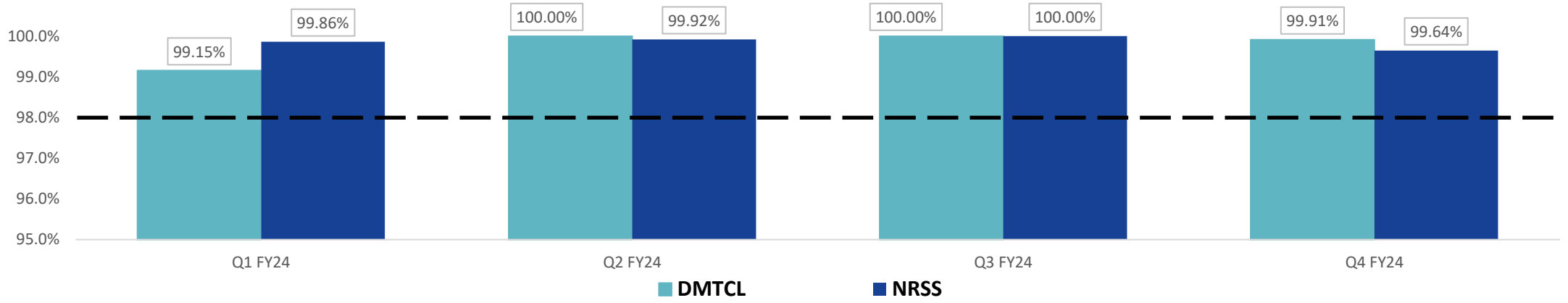


App based inspection tool for proactive approach to maintenance



Technology enabled SHE initiatives

Availability



Availability for FY2024 - DMTCL: 99.77%, NRSS: 99.86%

Revenue Enhancement



Incentive income from higher availability – **Rs 81.5 Mn#**



Additional revenue from O&M services to PGCIL at **Rs 16.1 Mn#**

Safe Environment



Zero fatal accidents



Increased Near Hits reporting & closure of unsafe conditions

Note: # Consolidated financials for the year ending March 31, 2024

6 Experienced Sponsor and Project Manager



Proven project management capability:

Transmission (~1,834.9 ckt km); Solar assets (~1,283 MW)



Acquired and operates **high quality energy assets**

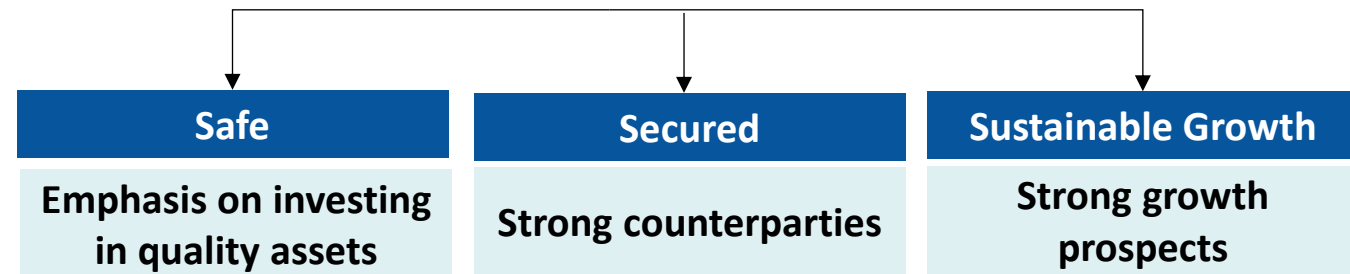


Professionally run independent platform



Focus on innovative solutions for extending life span & **increasing returns** from assets

Unique platform with expertise in Transmission & Renewable energy



6 Rich Project Management Experience

Revenue

Increased generation

Superior Treasury operations

Leveraging O&M capability to generate additional revenue

O&M

Transmission assets avg.
availability > 99.1%

Reduced fees and penalties

Predictive & preventive
maintenance to maximize asset
availability and reduced
downtime



Technology

Drones based inspection,
upgradation for enhanced Cyber
Security and machine learning
tools

24*7 monitoring through Central
Asset Control Room

Use of
robotics and
SCADA

SHE management
systems
implemented

6 Backed by EAAA Alternatives: One of India's Leading Asset Managers

**AUM of ~INR 572 bn from
Global and Indian Limited
Partners**



**Backed by Global Pension Funds,
Insurance companies, Family
Offices and ultra-HNIs**



**15+ years investment
experience | Established track
record across Real Assets and
Private Credit strategies**



**44 members strong asset
management team;
79 investment professionals**



**Signatory to United Nations-
supported Principles for
Responsible Investments
(UNPRI)**



6 Strong Leadership Team Supported by Stellar Independent Directors

Directors from Anzen and Edelweiss Group



Mr. Venkat Ramaswamy
Non-Executive Director

- Founding member of Edelweiss Financial Service Ltd, associated with ERAML since Nov 2021
- MD & CEO, EAAA Alternatives
- Played an instrumental role in overseeing the business operations and building client relationships
- MBA from the University of Pittsburg



Mr. Subahoo Chordia
Non-Executive Director

- Founding member of Edelweiss Alternative's infrastructure business
- 23+ years of experience in the infrastructure sector across asset management, M&A, advisory services, equity debt and project finance
- Associated with IDBI Bank, Axis Bank in past
- Chartered Accountant



Ms. Ranjita Deo
CIO, Whole Time Director

- WTD and CIO of ERAML
- 21+ years of experience with Aditya Birla Group, IL&FS, Bennett Coleman & Company Limited & CRISIL
- Masters in Management Studies from University of Mumbai & CFA

Strong Independent Directors



Ms. Nupur Garg
Independent Director

- Founder of WinPE
- Independent Director in Kerala Infrastructure Fund Management, Kids Clinic, and director in SIDBI
- Previously associated with IFC, NIIF Fund of Funds-I as independent member and as advisor to Triple Jump B. V. in IC role for the DGGF



Mr. Sunil Mitra
Independent Director

- 37+ years career in office of Revenue & Finance Secretary
- Chaired committee in planning commission, Served as member of Technical Advisory Panel by Gol
- Non-official member of Eastern Regional Board of RBI



Mr. Shiva Kumar
Independent Director

- 42+ years of experience across public & private sector BFSI
- Ex-MD of SBBJ & President in Edelweiss Group
- BA from Patna University



Ms. Bala C Deshpande
Independent Director

- 18+ years of experience in investment sector
- Designated Partner of Mega Delta Capital, Ex-director of ICICI Ventures, ICI India, NEA, and Cadbury India.
- MBA from Jamnalal Bajaj

Value Accretive Growth

- Growth visibility from ROFO assets
- Leveraging sectoral tailwinds
- Focus on acquiring assets with similar risk profiles

Diversified Portfolio

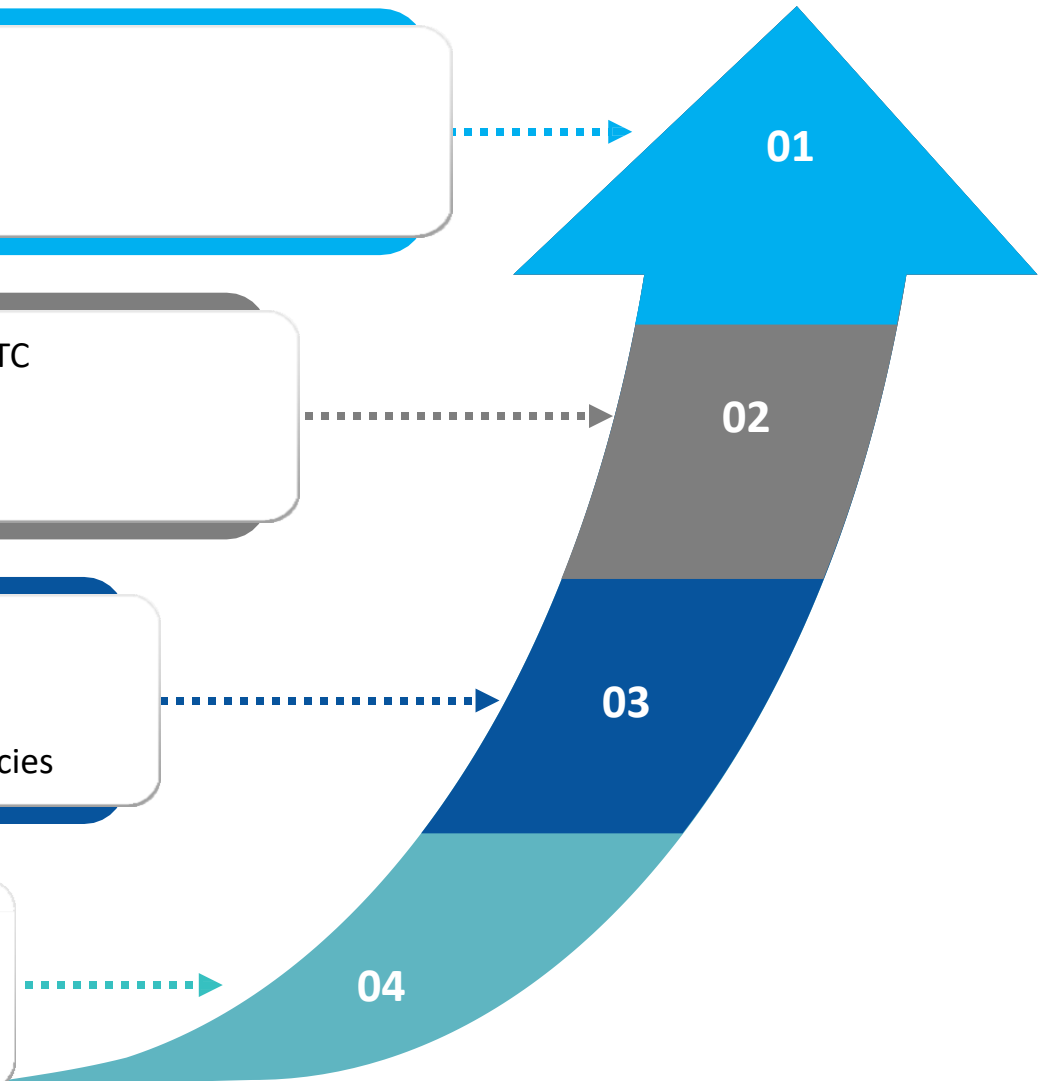
- Asset Class: Transmission, solar, hybrid, storage, RTC
- Spread across Tier-1 Credit worthy off-takers
- Geography

Improved Risk Adjusted Returns

- Use of technology
- Optimize the long-term performance of assets
- Reducing operational costs and increasing efficiencies

Optimal Capital Structure

- Embedded leverage headroom
- Potential for non-dilutive value accretive growth
- Optimize debt and equity mix






Annexures





Annexure A: Portfolio Asset Details



Proposed Acquisition

Location	Jaisalmer , Rajasthan
Capacity	300 MW (AC); ~420 MWp (DC)
Technology	Solar (Mono-PERC)
COD	October 05, 2021
Off-taker	SECI
PPA End Date	October 04, 2046
PPA Tenure	25 years
PPA Tariff per kWh	INR 2.55 per kWh
Remaining PPA tenure ¹	~22 years
PLF (DC)	FY23: 20.30% FY24: 20.00% Sep-24: 19.70%
Module Provider	Longi (~315 MWp) and Jinko (~105 MWp)
Land holding	Total: 1,061 acres - 319 acres purchased - 694 acres private lease (29 years) - 49 acres govt. lease (30 years)

Asset Location



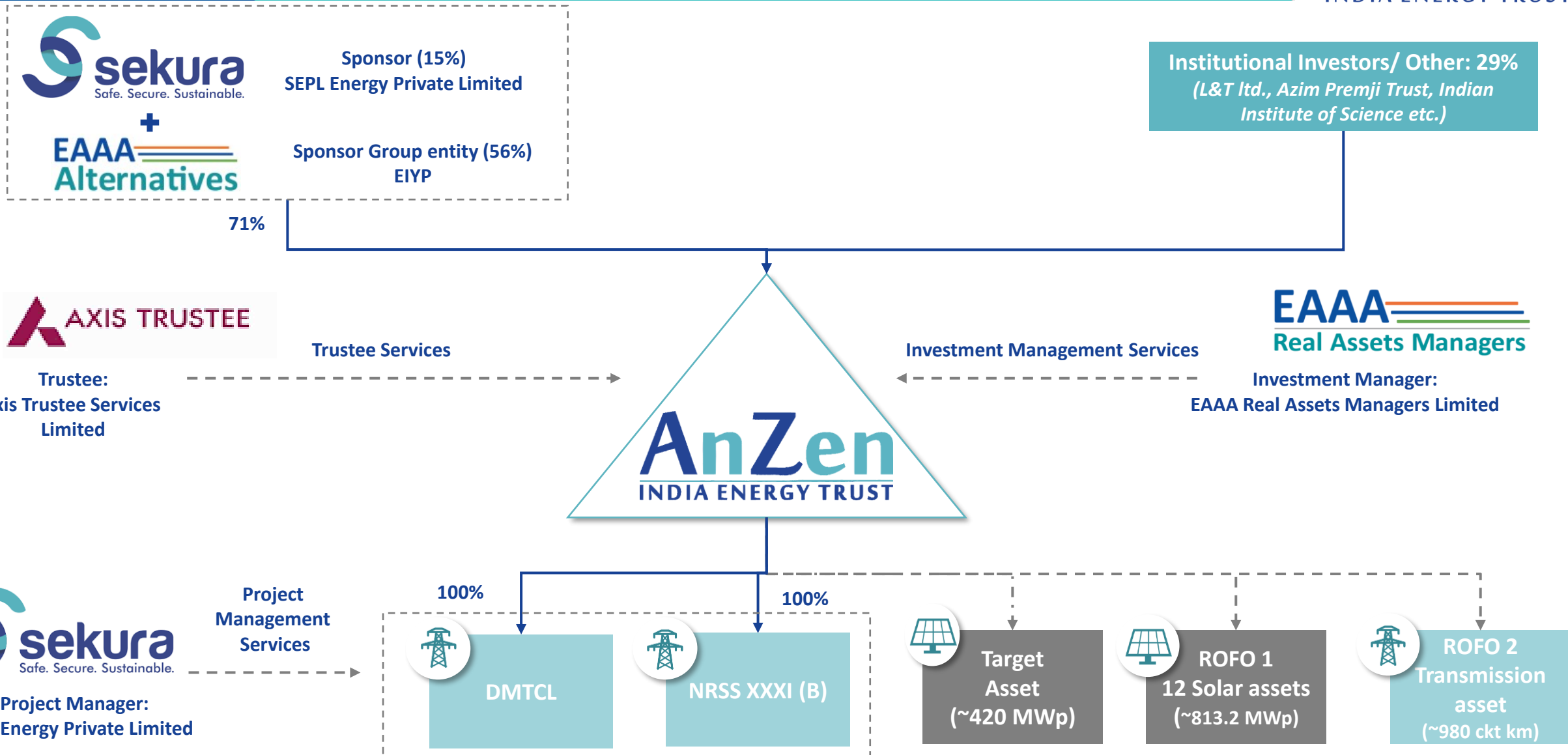
ROFO 1: Solar Assets

Project Company	Counterparty	DC Power (MWp)	AC Power (MW)	State	Tariff (INR/kWh)	COD	PPA tenure (yrs)	Residual PPA tenure (yrs) ¹
Solairepro Urja Pvt. Ltd	NTPC	280.0 70.0	200.0 50.0	AP	3.15	2 June 2019 9 Mar 2020	25	~19.8
Enviro Solaire Pvt. Ltd	SECI	101.0	75.0	UP	4.43	10 Apr 2018	25	~18.5
Solaire Surya Urja Pvt. Ltd	NTPC	190.0	140.0	Rajasthan	4.35	8 Sep 2017	25	~17.9
Ujjvalatejas Solaire Urja Pvt. Ltd	TSNPDCL	24.0	19.5	Telangana	6.79	13 Nov 2016	25	~17.1
Suprasanna Solaire Energy Pvt. Ltd	TSSPDCL	24.0	19.5	Telangana	6.59	31 Dec 2016	25	~17.3
Nirjara Solaire Urja Pvt. Lt	TSSPDCL	12.0	9.8	Telangana	6.89	25 June 2016	25	~16.7
Solaire Urja Pvt. Ltd	PSPCL	25.0	20.3	Punjab	6.88	09 Apr 2016	25	~16.5
Solaire Power Pvt. Ltd	PSPCL	25.0	20.3	Punjab	6.88	19 Feb 2016	25	~16.4
Solaire Direct Projects India Pvt. Ltd	PSPCL	21.0	15.8	Punjab	7.99	15 Mar 2015	25	~15.5
Suryaoday Solaire Prakash Pvt. Ltd	SECI	12.6	10.5	Rajasthan	5.45	28 Apr 2015	25	~15.6
Northern Solaire Prakash Pvt. Ltd	SECI	23.0	20.3	Rajasthan	5.45	07 May 2015	25	~16.1
Pokaran Solaire Direct Pvt. Ltd	NVVN	5.6	4.8	Rajasthan	7.49	26 Feb 2013	25	~13.4
Total		813.2	605.8					

ROFO 2: Transmission Assets

Project Company	Type / Counterparty	Circuit kms	Type	State	TSA tenure (yrs)	COD	TSA expiry date	Residual TSA tenure (yrs) ¹
Kudgi Transmission Limited	Fixed Tariff / Centre	~980 ckt km	BOOM - Perpetual	Karnataka	35	Sep 2016	Sep 2051	~27

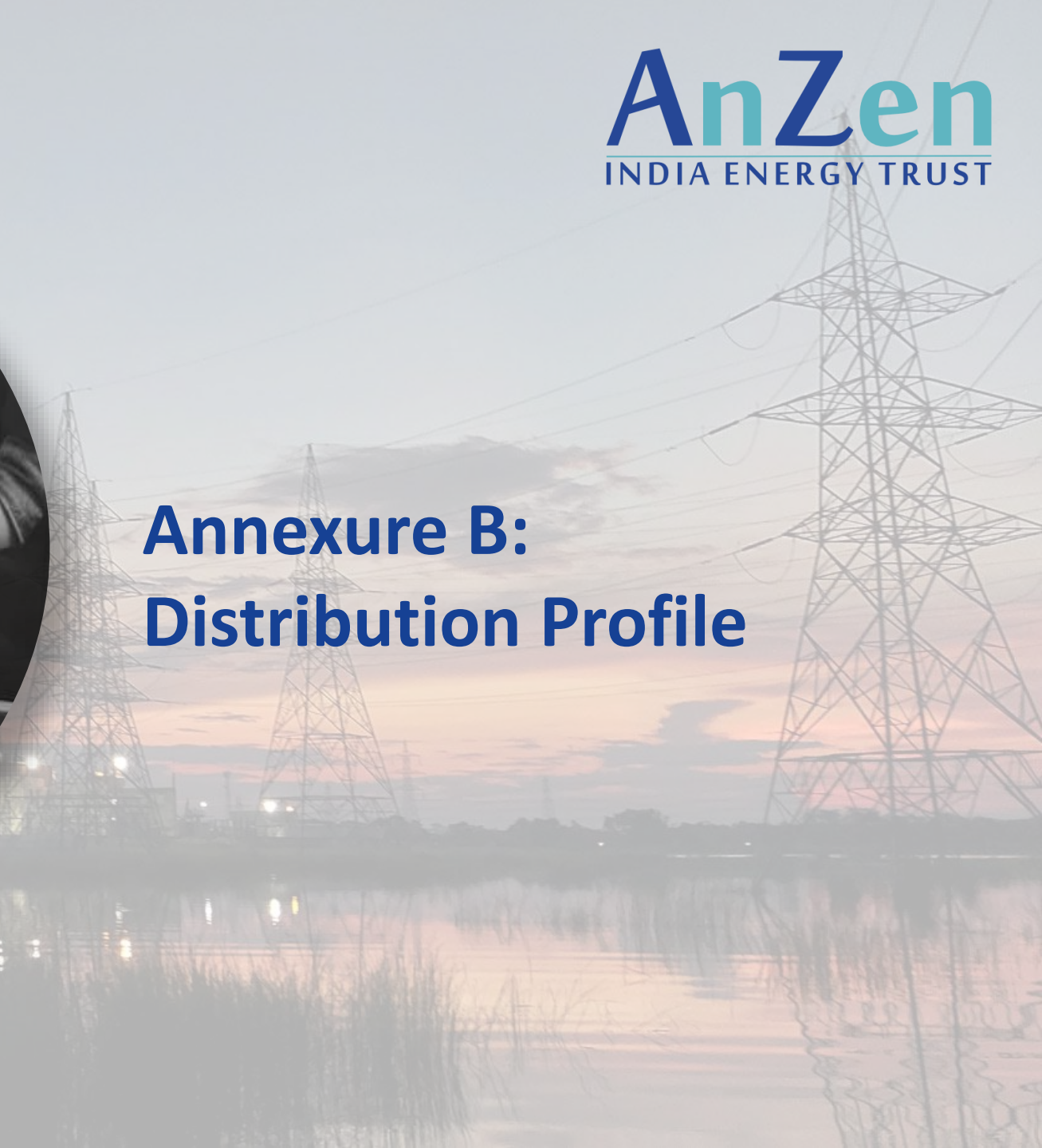
Group Structure



Note: 1. As on September 30, 2024; 2. All figures in % are rounded off to nearest integer; 3. EIYP = Edelweiss Infrastructure Yield Plus



Annexure B: Distribution Profile

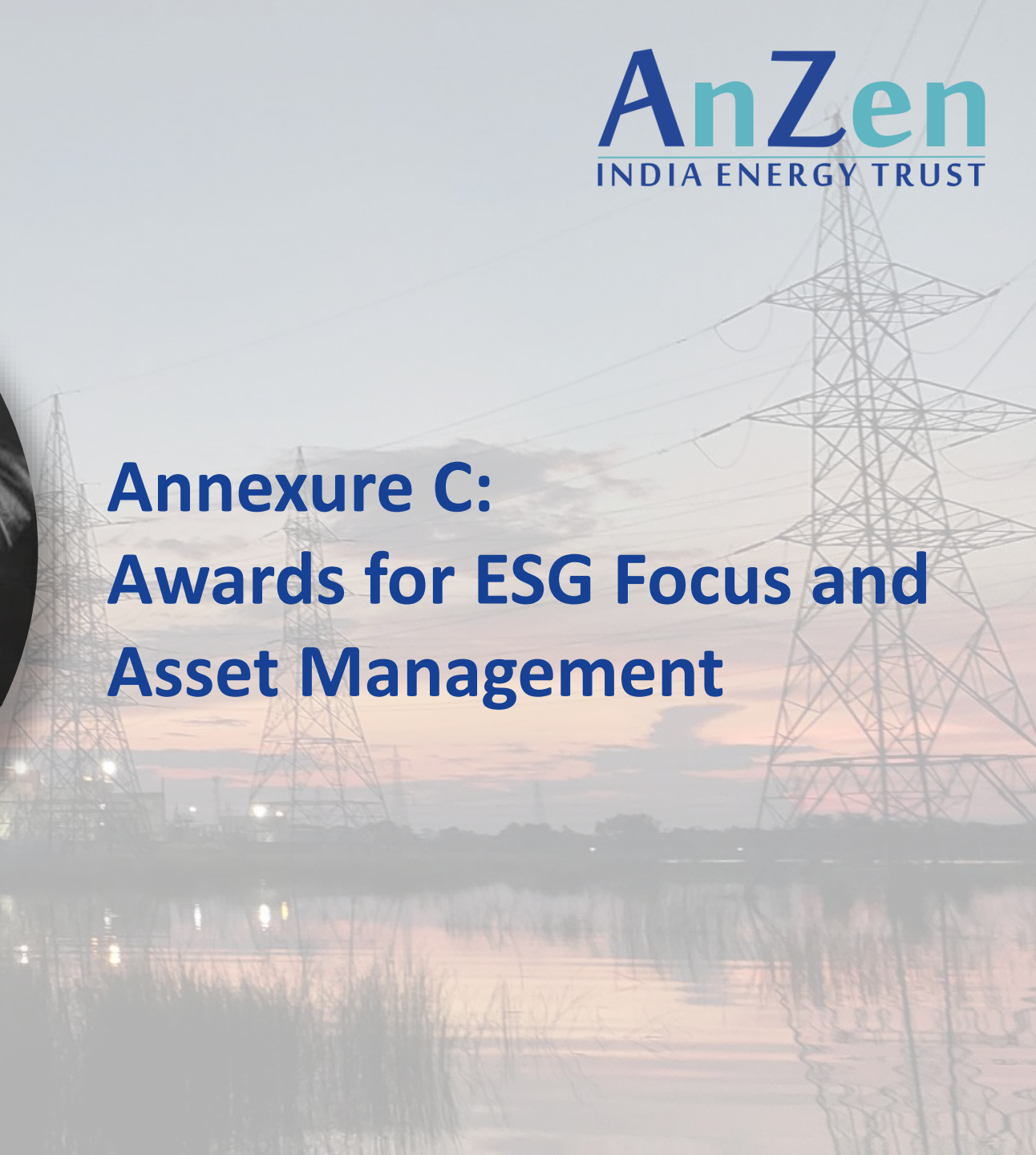


Distribution Profile

Period	Interest (INR per Unit)	Repayment of Debt (INR per Unit)	Other Income (INR per Unit)	Total# (INR per Unit)	Total Distribution (in INR Mn)	Record Date	Distribution Date
Q3 FY23*	0.72	0.44	0.08	1.24	195.9	February 21,2023	February 27,2023
Q4 FY23	2.35	0.04	0.03	2.42	382.4	June 2, 2023	June 7, 2023
Q1 FY24	2.44	-	0.01	2.45	387.1	August 22, 2023	August 25, 2023
Q2 FY24	2.37	-	0.08	2.45	387.1	November 10, 2023	November 15, 2023
Q3 FY24	2.41	-	0.04	2.45	387.1	February 17, 2024	February 21, 2024
Q4 FY24	2.40	0.02	0.03	2.45	387.1	June 1, 2024	June 5, 2024
Q1 FY25	2.41	-	0.04	2.45	387.1	August 14, 2024	August 20, 2024
Q2 FY25	2.31	0.11	0.03	2.45	387.1	October 30, 2024	November 05, 2024
Total	15.41	0.61	0.34	18.36	2,900.9		



Annexure C: Awards for ESG Focus and Asset Management







2022

British Safety Council

- Merit Award

NSCI Safety Awards

- Prashansa Patra



2023

British Safety Council

- Distinction Award
- Best in Region Award – East



2024

OHSSAI

- Safety Award – Gold
- HSE&E Leadership Award
- HSE&E Mentor Award





2023

British Safety Council

- Distinction Award



2024

British Safety Council

- Distinction Award



2024



CII

- Gold Award
- ## EQ Suryacon
- Solar Project Monitoring Technology Company



Abbreviation	Full Form
Anzen InvIT or Anzen or Trust	Anzen India Energy Yield Plus Trust
AUM	Asset Under Management
BFSI	Banking, Financial Services, and Insurance
CEO	Chief Executive Officer
CFA	Chartered Financial Analyst
CIO	Chief Investing Officer
COD	Commercial Operations Date
Cr	Crore
DGGF	Dutch Good Growth Fund
DMTCL	Darbhang-Motihari Transmission Company Limited
DPU	Distribution Per Unit
EBITDA	Earnings Before Interest, Taxes, Depreciation, and Amortization
EIYP	Edelweiss Infrastructure Yield Plus Fund
ERAML	EAAA Real Assets Managers Limited
GDP	Gross Domestic Product
GoI	Government of India
GW	Giga Watt
HNI	High Networth Individuals
IFC	International Finance Corporation
IL&FS	IL & FS Investment Managers Limited
INR	Indian Rupees
INR bn	INR billion
INR mn	INR million
Investment Manager	EAAA Real Assets Managers Limited
InvIT	Infrastructure Investment Trust
ISTS	Inter-state Transmission System
kWh	kilowatt-hour
MD	Managing Director
MVA	MegaVolt-Amperes

Abbreviation	Full Form
MW	Mega Watt
MWp	Mega Watt Peak
NAV	Net Asset Value
NEA	New Enterprise Associates (India) Private Limited
NIIF	National Investment and Infrastructure Fund
NRSS	NRSS XXXIB Transmission Limited
NTPC	National Thermal Power Corporation
NVVN	NTPC Vidyut Vyapar Nigam Limited
O&M	Operations and Maintenance
PGCIL	Power Grid Corporation of India Limited
PPA	Power Purchase Agreement
Project Manager	SEPL Energy Private Limited
PSPCL	Punjab State Power Corporation Limited
RE	Renewable Energy
ROFO	Right of First Offer
RPO	Renewable Purchase Obligation
RTC	Round-the-clock
SBBJ	State Bank of Bikaner & Jaipur (now merged with the State Bank of India)
SECI	Solar Energy Corporation of India Limited
SHE	Safety, Health & Environment
Sponsor	SEPL Energy Private Limited
Target Asset	ReNew Sun Waves Private Limited
Trustee	Axis Trustee Services Limited
TSA	Transmission Service Agreement
TSNPDC	Telangana State Northern Power Distribution Company Limited
TSSPDCL	Telangana State Southern Power Distribution Company Limited



Thank
You